









## COMMERCIAL



- Commercial Office Area
- Health Clubs & Spas
- Schools
- Portable Classrooms
- Day Care Centers
- Restaurants
- Night Clubs/Taverns
- Beauty/Nail Salons
- Swimming Pool Enclosures
- Bingo Halls and Many More



Model No.	Airflow cfm (L/s)					Effectiveness	Dim. H x W x D (in)	Performance Highlights:
	.1 (25 Pa)	.2 (50 Pa)	.3 (75 Pa)	.4 (100 Pa)	.5 (125 Pa)			
 <b>500DCS</b> <b>500DCS-REV</b>	525 (245)	500 (235)	475 (223)	440 (210)	N.A.	95%	18.75 x 49 x 28.25	<i>Compact dual core system. Great for applications requiring maximum recovery. Our largest unit with residential style microprocessor.</i>
 <b>850FD</b> <b>850DD</b>	900 (425)	860 (406)	820 (387)	775 (366)	700 (330)	80%	24.625 x 46.75 x 41.5	<i>Our largest dual-core system. Also great for applications requiring maximum recovery. Available with fan or damper defrost.</i>
 <b>700FD</b> <b>700DD</b>	600 (282)	590 (278)	580 (274)	570 (269)	560 (264)	65%	24.625 x 29.625 x 28.75	<i>Smaller version of our model 1200. Available with fan or damper defrost.</i>
	<b>700FDPLUS</b> <b>700DDPLUS</b>	780 (368)	750 (354)	740 (349)	720 (340)			
 <b>1200FD</b> <b>1200DD</b>	1089 (514)	1032 (487)	985 (465)	901 (425)	860 (406)	68%	24.625 x 29.875 x 41.5	<i>Our most popular commercial HRV. Available with fan or damper defrost.</i>
	<b>1200FDPLUS</b> <b>1200DDPLUS</b>	1410 (665)	1350 (677)	1300 (614)	1225 (578)			
 <b>700 POOL</b> <b>1200 POOL</b>	780 (368)	750 (354)	740 (349)	720 (340)	700 (330)	65%	24.625 x 29.875 x 41.5	<i>The swimming pool ventilator uniquely solves the problem of humid stale air in the pool room during the heating season.</i>
	1410 (665)	1350 (677)	1300 (614)	1225 (578)	1175 (555)			
 <b>1500IFD</b> <b>1500EFD</b>	.25	.5	.75	1.0	1.25	70%	37 x 66.75 x 44	<i>Fan defrost. Available for interior or rooftop use.</i>
	1540 (727)	1540 (727)	1540 (727)	1540 (727)	1275 (602)			
 <b>2000IFD</b> <b>2000EFD</b>	.25	.5	.75	1.0	1.25	65%	39 x 66.75 x 57.25	<i>Fan defrost. Available for interior or rooftop use.</i>
	2400 (1132)	2350 (1109)	2150 (1015)	2000 (944)	1750 (826)			
 <b>2500IFD</b> <b>2500EFD</b>	.25	.5	.75	1.0	1.25	72%	47 x 89.9 x 38.4	<i>Our largest commercial unit designed for larger applications. Fan defrost. Available for interior or rooftop use.</i>
	2685 (1262)	2656 (1248)	2571 (1208)	2500 (1175)	2328 (1099)			

NOTE: Manufacturer reserves the right to change specifications without notice.